



25TAC62C Series

For High-Rigidity Applications (NSKTAC C Series)



Boundary Dimensions

d	25	mm	Bore diameter
D	62	mm	Outside diameter
B	15	mm	Width
r(min.)	1	mm	Chamfer Dimension
r1(min.)	0.6	mm	Chamfer Dimension

Basic Load Ratings

Ca(1row)	36.0	kN	Basic Dynamic Load Rating Ca by Number of Rows Sustaining Fa
Ca(2row)	58.5	kN	Basic Dynamic Load Rating Ca by Number of Rows Sustaining Fa
Ca(3row)	77.5	kN	Basic Dynamic Load Rating Ca by Number of Rows Sustaining Fa

Speeds

Grease	5200	min ⁻¹	Limiting Speed (H-Preload)
Oil (Oil-air)	6900	min ⁻¹	Limiting Speed (H-Preload)

Dimensions

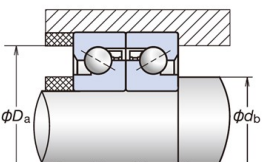
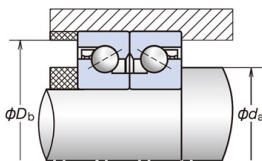
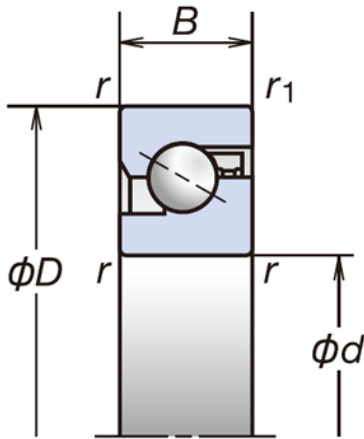
	60°		Contact Angle
db(min.)	31	mm	Diameter of Shaft Abutment

Abutment and Fillet Dimensions

da(min.)	31	mm	Diameter of Shaft Abutment
Da(max.)	56	mm	Diameter of Housing Abutment
Db(max.)	57	mm	Diameter of Housing Abutment

Performance

1row	40.5	kN	Limiting Static Axial Load by Number of Rows Sustaining Fa
2row	81.5	kN	Limiting Static Axial Load by Number of Rows Sustaining Fa





PRODUCT DATASHEET

Datasheet creation date: 2026/04/08 6:27 (UTC)



3row	122	kN	Limiting Static Axial Load by Number of Rows Sustaining Fa
------	-----	----	--

Preload,Rigidity(DB and DF arrangement)

	Preload	Axial Rigidity
H	2280N	850N/μm

Additional information

H	-15	μm	Measured Axial Clearance(DB and DF arrangement)
H	0.15	N · m	Starting Torque(DB and DF arrangement)
	2.8	g/brg	Recommended Grease Quantities

Calculation of preload, axial rigidity and starting torque for bearing arrangements.
Multiply by factors in table B.

Table B	DFD	DFB	DFT
Preload factor	1.36	2.00	1.57
	Axial rigidity	1.49	2.00
Starting torque	1.35	2.00	1.55

Mass

0.252	kg	Mass(approx.)
-------	----	---------------