

# Hard Jaw

Power Chuck Hard Jaw



Application  
Works with HC.

Fig. 1

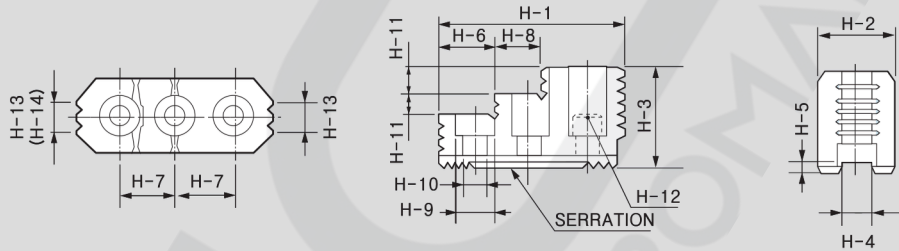


Fig. 2

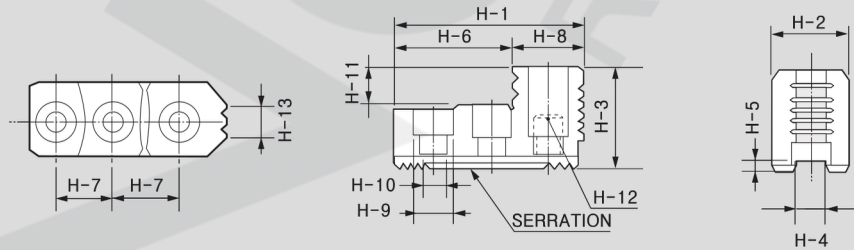


Fig. 3

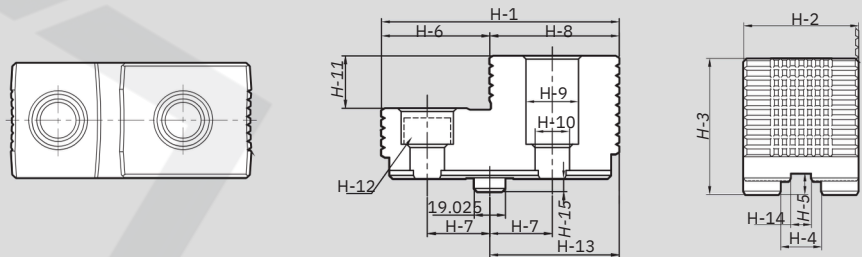
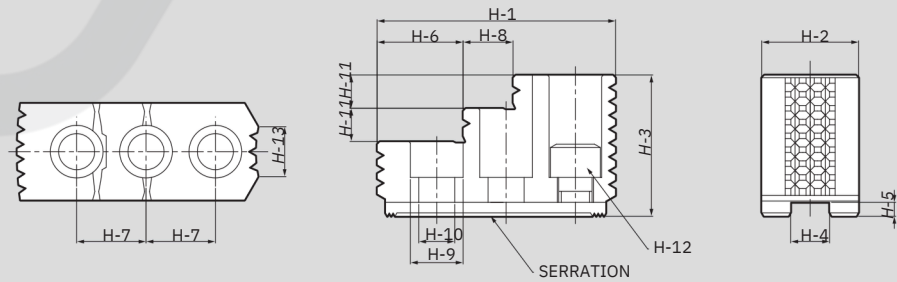


Fig. 4



※ See the product dimension Table on the right.

# DIMENSIONS

	HB04N1	HB06A1	HB08A1	HB10A1	HB12B1	HB12N1	HB15A1	HB218A2
Fig.	2	4	1	1	2	2	1	1
Serration Pitch	1.5x60°	1.5x60°	1.5x60°	1.5x60°	1.5x60°	1.5x60°	1.5x60°	3 . 0 x 6 0 °
H-1	53	67	86	99.5	97.5	103	149	1 4 9
H-2	23	31	35	40	50	50	62	6 2
H-3	27.5	41	51	54	55	52	86	8 6
H-4	10	12	14	16	18	21	22	2 2
H-5	4	5	5	5	5	4	9	9
H-6	30.5	18	31	43	64.5	62.5	63	6 3
H-7	14	20	25	30	30	30	43	5 0
H-8	22.5	17	18	17	33	40.5	34	3 4
H-9	13.5	17	19	19	22	25	32	3 2
H-10	8.5	11	13	13	15	17	21	2 1
H-11	10	9	12	13	20	17	20	2 0
H-12	M8	M10	M12	M12	M14	M16	M20	M 2 0
H-13	6	10	12	15	18	30	40	4 0
H-14	-	-	12	15	-	-	40	4 0
H-15	-	-	-	-	-	-	-	-
Corresponding	HC-04, HS-05	HC/HS-06, MH-206, JBH/JBM-306	HC/HCH/HS-08, MH-208, JBH/JBM-308	HC/HCH/HS-10, MH-210, JBH/JBM-310	HC-12	HS-12, MH-212, JBH/JBM-312	HCH-15, HCH-18	MH-218, JBM-318

	HB15N1	HB21B2	HB32B2	HB32GB	HB32SB2	HB40GB	HB40SB2
Fig.	1	2	3	3	2	3	2
Serration Pitch	1.5x60°	3.0x60°	3.0x60°	-	3.0x60°	-	3.0x60°
H-1	149	159.5	145	150	168	223	223
H-2	62	80	70	70	70	80	80
H-3	86	90	75	83	75	124	117
H-4	25.5	25	25.5	25	25.5	30	30
H-5	5	9	7	13	7.5	15	8
H-6	69	104.5	66	66	89	133	133
H-7	43	50	76.2	38.1	38.1	38.1	114.3
H-8	27	55	79	79	79	90	90
H-9	32	32	32	32	32	39	39
H-10	21	21	21	21	21	26	26
H-11	20	40	32	32	32	55	55
H-12	M20	M20	M20	M20	M20	M24	M24
H-13	43	55	-	79	-	83	-
H-14	38	-	-	12.7	-	-	-
H-15	-	-	-	8	-	7	-
Corresponding	HC-15, HC-18	HC/HCH-21, HC/HCH-24, MH-221,224	HCH-32 [Serration]	HC-32 [Groove]	HC-32 [Serration]	HC-40[Groove] 50,55,63,70,80	HC-40[Serration] 50,55,63,70,80